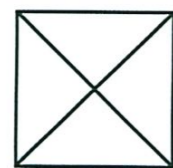
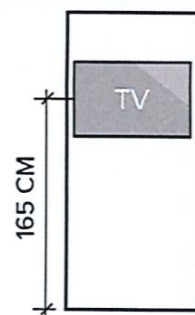


Event Name	Vitafoods		
Hall	H6		
Stand Nr	B20		
Company Name	A- Booth		
Stand Dimensions	4 m x 6 m		
Stand Type	<input type="checkbox"/> PENINSULA	<input type="checkbox"/> CORNER LEFT	<input checked="" type="checkbox"/> CORNER RIGHT
	<input type="checkbox"/> INLINE		
Raised floor	Yes <input checked="" type="checkbox"/>	No <input type="checkbox"/>	
Ramp *	<input checked="" type="checkbox"/> example of symbol to put on grid		
A Storage area	Yes <input checked="" type="checkbox"/>	No <input type="checkbox"/>	
Dimensions	1 m x 2 m		
Door	<input type="checkbox"/>	<input type="checkbox"/>	swing directions
B Shelving	Yes <input checked="" type="checkbox"/>	No <input type="checkbox"/>	
Quantity	2 x		
Height from the floor	1 m		
C TV mounted on wall **	Yes <input checked="" type="checkbox"/>	No <input type="checkbox"/>	
Height from the floor	1.65 m		
D TV on design stand (foot)	Yes <input type="checkbox"/>	No <input checked="" type="checkbox"/>	
E Sockets	Yes <input checked="" type="checkbox"/>	No <input type="checkbox"/>	3 x
F Spots	4 x		



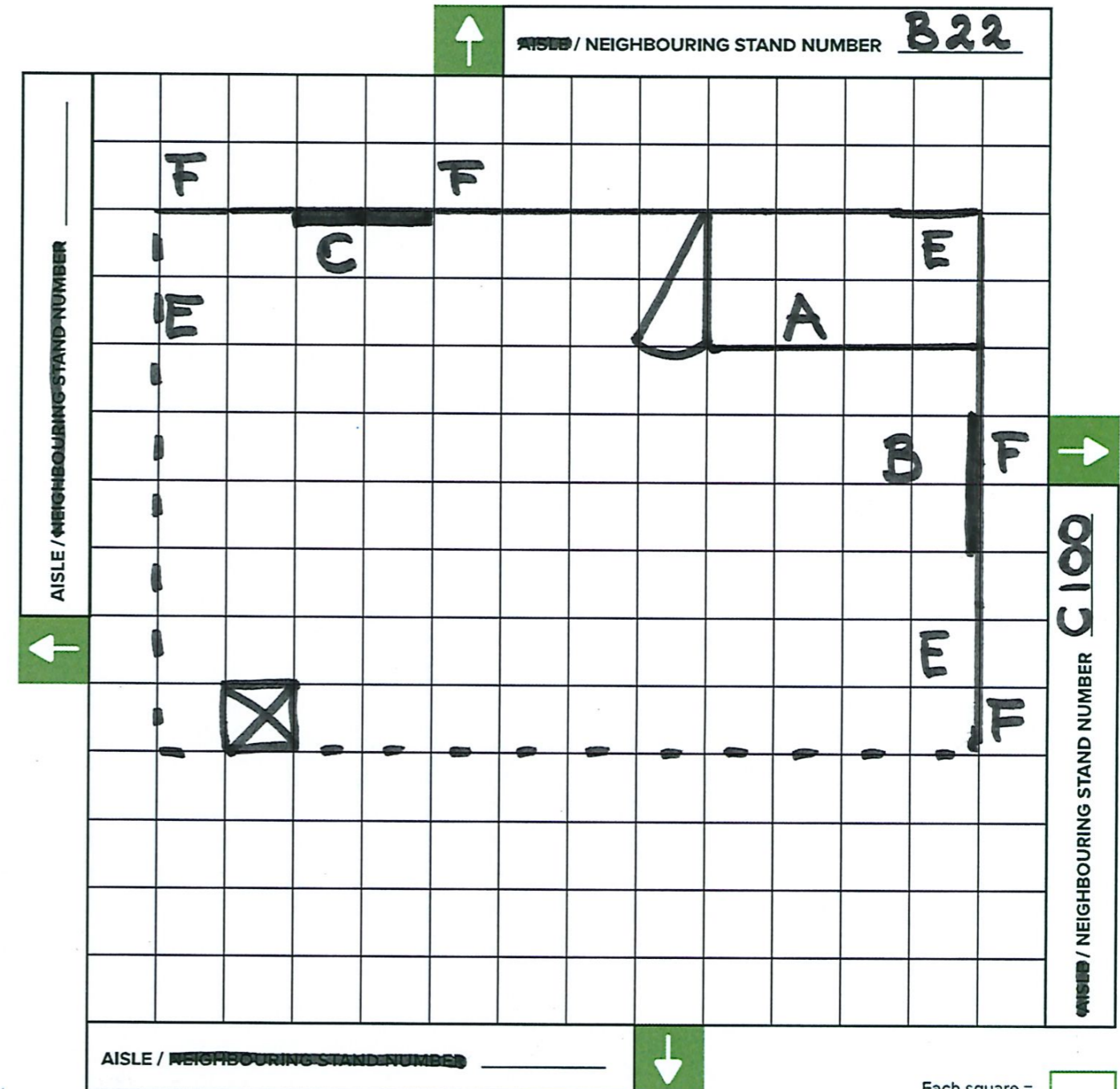
* Ramp in raised floor



** Standard height of TV is 1.65 m (center)
Please fill out if other Height is required

V1.2024

STAND GRID



Each square = 0,5 x 0,5 meter

Please be aware that this form **does not constitute an order** for any of the related services. Anything detailed within is solely for the purposes of positioning and orientation.

Please use the adjacent grid plan to specify the layout of your stand, including any services or installations ordered in conjunction with it. Be aware the stand numbers of your neighbouring exhibitors are also required to ensure the correct orientation and position of said services.

Main connection is placed in storage area or in the back corner of the stand.